

Dawahares / KHSAA Hall of Fame Nomination Form

KHSAA Form GE30
Rev. 4/03

Information about Nominee

Name:	Mark Higgs
Is the nominee deceased? (circle)	YES NO
<i>(if nominee is not deceased, please fill out address information below)</i>	
Address:	M&T Transportation
	15841 Pines Blvd., Suite 307
City, State, Zip	Pembroke Pines, Florida 33027
Phone (list day and night)	954-294-4084 or 954-987-1516

Information about person making nomination (list "self" if self-nominating)

Name:	Gail Dent
Address:	NCAA Public and Media Relations
	P.O. Box 6222
City, State, Zip	Indianapolis, IN 46206-6222
Phone (list day and night)	317-917-6119 or 317-888-0569

Important Information Needed for ALL Nominees. This information is important to the Selection Process in helping to ensure that the desired objectives with regard to the consideration of nominees and the induction process is satisfied. (Application will not be accepted without this information)

Please list the primary category of nomination (circle)–

PLAYER	COACH	OFFICIAL	CONTRIBUTOR
--	-------	----------	-------------

Birth Date of Nominee	April 11, 1966
-----------------------	----------------

Sex (circle one)	Male	Female
------------------	--	--------

Is the nominee a minority (African American and others) as defined in 2(c)	Yes	No
---	---	----

If this person is being nominated as a Coach, please complete the following additional information–

Coached at which High School(s)	
Year of Retirement	
Primary KHSAA basketball region as defined in 2(b)	

(over for remainder of application)

If this person is being nominated as an Athlete, please complete the following additional information-

High School Attended	Owensboro High School, Owensboro, Ky.
Graduation Year	1984
Primary KHSAA basketball region as defined in 2(b)	Unsure of HS region

If this person is being nominated as an Official, please complete the following additional information-

Primary Officiating Accomplishments at the High School Level	
--	--

For persons being nominated in all categories, please complete the following additional information

Please summarize this person's accomplishments as a coach, player, official or contributor at the high school level in Kentucky.


***Please see the attached nomination letter and statistical information. Higgs is one of the more accomplished Kentucky high school athletes to play football in the state. Higgs is still listed as the record holder in several Owensboro High football records, some of which are KHSAA football records. An interesting note, though he was recruited by out-of-state universities, Higgs chose to stay in Kentucky to compete at the college level.

Please list any other factors about this individual that you would like for the Hall of Fame Committee to consider.

***Please see attached 2002 feature story, which provides an inside look at Mark Higgs from an athletic and personal standpoint. Higgs is a deserving Kentucky native for the Dawahares/KHSAA due to his athletic accomplishments, good character and professionalism.
***HS statistics were provided by Owensboro High School's athletics department; college statistics provided via the UK media guide on the internet; KHSAA stats and Miami Dolphins alumni profile provided via the internet.

I certify that I have truthfully completed this information about the nominee with the permission of the nominee, that he/she will accept induction if selected, and I will cooperate with the KHSAA should additional information be needed for his/her consideration.

Signature



Name (print)

GAIL E. DENT

Date

1-11-07

Attach any relevant press clippings and materials which would verify coaching win-loss records, or other statistical information. Also attach any other letters of recommendation of other information which may be helpful to the committee in making a final selection.



January 11, 2007

P.O. Box 6222
Indianapolis, Indiana 46206
Telephone: 317/917-6222

Shipping/Overnight Address:
1802 Alonzo Watford Sr. Drive
Indianapolis, Indiana 46202

www.ncaa.org

Dawahares/KHSAA Hall of Fame
Nomination Committee
2280 Executive Drive
Lexington, Kentucky 40505

Nomination Committee:

It is with pleasure that I take this opportunity to nominate Owensboro High School alumnus, Mark Higgs, for the 2008 Dawahares/KHSAA Hall of Fame. Affectionately known as "Higgy," Higgs is one of the more accomplished high school athletes to come from Kentucky who carved a name for himself in the scholastic, collegiate and professional ranks of football.

More than 25 years since his playing days as an Owensboro High School Red Devil, Higgs still ranks in the top three in 14 statistical categories at his alma mater, and currently is the record holder in 12 of the 14 stats. Additionally, Higgs still ranks in at least five KHSAA football records, which represent the best marks in state history.

Higgs is the all-time leading rusher at Owensboro High with a total of 6,721 career yards (1980-83), which also ranks in the top 10 in KHSAA records. He is the all-time leading rusher for a season at OHS with 2,858 yards through 14 games (1983), which is also a Top 5 KHSAA record; and he's the all-time leading rusher in a game at OHS with 325 (vs. Owensboro Catholic, 1982). Higgs is the category leader at OHS for yards rushing per game, amassing an average of 203 yards per matchup (1983). He also takes honors leading OHS football in rushing attempts for a season with 349 through 14 games in 1983.

Football opponents had a hard time keeping Higgs out of the end zone, as he leads his school in total touchdowns for a career and rushing touchdowns for a career with 75, both of which are listed among KHSAA records. He also leads his high school in total touchdowns for a season with 32 (1983) and is the leader in points scored for a season in OHS football with 192 (14 games, 1983). An offensive nightmare when he played, Higgs leads OHS football in most yards in total offense in a season with 2,882 yards (14 games, 1983) and most offensive plays for a season with 354 (14 games, 1983). He also holds the OHS record for longest run from scrimmage with 97 yards vs. Union County (1983), which is listed in KHSAA records.

National Collegiate Athletic Association

An association of more than 1,200 members serving the student-athlete
Equal Opportunity/Affirmative Action Employer

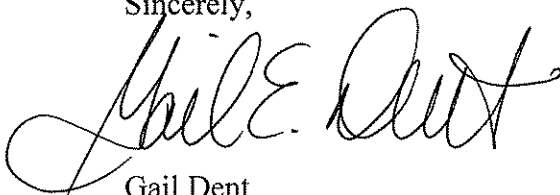
Figuring in the rushing stats at OHS, Higgs also averaged 8.15 yards per rush in a season in 1983 (349 attempts; 2,858 total yards) and scored five touchdowns in a game vs. Owensboro Catholic (1982) and vs. Tell City (1982). Respectively, he ranks second in yards per rush for a season and third in total touchdowns in a game at OHS.

Higgs made his presence felt in the collegiate and professional ranks too. Staying in Kentucky to play college football, Higgs is currently third in net yards rushing for the University of Kentucky Wildcats football program with 2,892 yards (1984-87). He still ranks high in UK football statistical categories for rushing attempts (4th, 532 att.); most yards rushing in a season (3rd, 1,278 yards with 193 att.); average yards per attempt (1st, 5.43 yards); best average per rushing attempt for a season (1st, 6.62 yards); most touchdown rushes for a career (3rd, 25); 100-yard rushing games for a career (5th with 9); 100-yard rushing games for a season (3rd with 6); and all-purpose plays for a career (4th with 591).

In the NFL, Higgs played eight seasons, most notably with the Miami Dolphins, but also suited up for the Dallas Cowboys, the Philadelphia Eagles and the Arizona Cardinals. Higgs was a starter for the Dolphins, leading the team in rushing in the early 1990s, and was a member of the Dolphins squad that helped Don Shula become the NFL's all-time winningest coach in NFL history. Known for his personable demeanor, Higgs is president of M&T Transportation in Pembroke Pines, Fla. Additionally, he volunteers his time for charitable events and youth clinics.

Kentucky native Mark Higgs is a deserving candidate for the 2008 Dawahares/KHSAA Hall of Fame.

Sincerely,

A handwritten signature in black ink, reading "Gail E. Dent". The signature is fluid and cursive, with the first name "Gail" being the most prominent.

Gail Dent
Associate Director
Public and Media Relations, NCAA
317-917-6119
gdent@ncaa.org

Owensboro High School Football Records -- Mark Higgs

* Provided by Owensboro High School

Points Scored - Season

	<u>#</u>	<u>Player</u>	<u>Year</u>	<u>Games</u>
1	192	Mark Higgs	1983	14

Total Touchdowns - Career

	<u>#</u>	<u>Player</u>	<u>Years</u>
1	75	Mark Higgs	1980-1983

Total Touchdowns - Season

	<u>#</u>	<u>Player</u>	<u>Year</u>
1	32	Mark Higgs	1983

Total Touchdowns - Game

	<u>Total</u>	<u>Player</u>	<u>Opponent</u>	<u>Year</u>
3	5	Mark Higgs	Owensboro Catholic	1982
3	5	Mark Higgs	Tell City	1982
3	5	Nick Hall	Apollo	2006

Most Yards Total Offense - Season

	<u>Yards</u>	<u>Player</u>	<u>Year</u>	<u>Games</u>
1	2882	Mark Higgs	1983	14

Most Offensive Plays - Season

	<u>#</u>	<u>Player</u>	<u>Year</u>	
1	354	Mark Higgs	1983	14

Yards Rushing - Career

	<u>Yards</u>	<u>Player</u>	<u>Years</u>	
1	6,721	Mark Higgs	1980-83	Was a State Record

Yards Rushing - Season

	<u>Yards</u>	<u>Player</u>	<u>Year</u>	<u>Games</u>
1	2,858	Mark Higgs	1983	14

Yards Rushing - Game

	<u>Yards</u>	<u>Player</u>	<u>Opponent</u>	<u>Year</u>
1	325	Mark Higgs	Owensboro Catholic	1982

Yards Rushing Per Game

	<u>Average</u>	<u>Player</u>	<u>Year</u>	<u>Yards</u>	<u>Game</u>
1	203	Mark Higgs	1983	2,844	14

Yards Per Rush - Season

	<u>Average</u>	<u>Player</u>	<u>Year</u>	<u>Yards</u>	<u>Attempts</u>
2	8.15	Mark Higgs	1983	2844	349

Rushing Attempts - Season

	<u>#</u>	<u>Player</u>	<u>Year</u>	<u>Games</u>
1	349	Mark Higgs	1983	14

Rushing Touchdowns - Career

	<u>#</u>	<u>Player</u>	<u>Years</u>
1	75	Mark Higgs	1980-83

Longest Run From Scrimmage

	<u>Yards</u>	<u>Player</u>	<u>Opponent</u>	<u>Year</u>
1	97	Mark Higgs	Union County	1983

KHSAA STATE FOOTBALL RECORDS

(As on File with KHSAA Office as of Dec. 6, 2006)

The Kentucky High School Athletic Association continues to strive to provide the accurate records listing. With the help of its member schools, fans and members of the media, we have been able to compile the following listing. State Football Records are published on the KHSAA website (www.khsaa.org) prior to the upcoming football season and again in the State Football Championship game program. Member schools are asked for their help in additions, corrections, etc. If you know of a correction or addition that has been omitted, please don't take offense, but help us out. Simply contact Butch Cope, KHSAA Sports Information Director at (859) 299-5472 or e-mail at bcope@khsaa.org to inquire about the procedure for providing information on a listing. When referencing a "State Record" please remember that the top mark in each category is the best performance that the KHSAA has on file. Thanks for your help and interest in Kentucky High School Football.

INDIVIDUAL RECORDS

POINTS SCORED - Career (Min. 500)

	Player (School) Years
722	Herbie Phelps (Old Kentucky Home) 1961-63
702	Kelvin Turner (Danville) 2001-04
696	Monquanta Gibson (Moore) 1998-01
680	Derek Homer (Fort Knox) 1993-96
662	Shaun Alexander (Boone County) 1991-94
632	Josh Gross (Russell) 2001-04
618	Mike Minix (Paintsville) 1956-1960
602	Jeremy Britt (Danville) 1995-98
594	Jon Chapman (Pikeville) 1995-98
588	Shawn Robbins (Bell Co.) 2001-04
584	Michael West (Lawrence Co.) 1998-01
558	Quinton Henson (Lynn Camp) 1996-99
554	Jerrold Fuqua (Caldwell County) 1995-98
538	Brent Coleman (Pikeville) 1993-96
536	Marty Reagan (Rockcastle County) 1999-02
522	John Ortega (Prestonsburg) 1995-98
510	Jason Michael (Lawrence County) 1994-97
506	Bubby Lewis (Fleming County) 1977-80
500	Greg Hackney (Pikeville) 1986-88

POINTS SCORED - Season (Min. 250)

	Player (School) Year
326	Shaun Alexander (Boone County) 1994
313	Herbie Phelps (Old Kentucky Home) 1963
308	Damon Hood (Warren Central) 1990
301	Scott Blair (Pulaski Southwestern) 1999
292	Herbie Phelps (Old Kentucky Home) 1962
288	Monquanta Gibson (Moore) 2001
284	Jeremy Simpson (Lincoln County) 1993
282	James Fletcher (Somerset) 1984
269	Derek Homer (Fort Knox) 1996
264	Kasey Clark (Russell) 2005
264	Kelvin Turner (Danville) 2001-04
264	Calvin Bird (Corbin) 1956
264	Arliss Beach (Ashland Blazer) 2001
258	Josh Gross (Russell) 2004
254	Craig Lanham (Owensboro Catholic) 2003
252	Shaun Alexander (Boone County) 1993
252	Mike Minix (Paintsville) 1960
250	Michael Penman (Lincoln County) 1988

POINTS SCORED - Game (Min. 42)

	Player (School) Opponent, Year (Pts)
72	Don Gullett (South Shore McKell) vs. Wurtland, 1968 (11 TD, 6 PAT)

37	Sam Erny (DuPont Manual) 1999-00
37	Matthew Kerley (Paducah Tilghman) 1992
35	Brent Brunelle (Lincoln County) 1999-00
34	Adam Mercer (Bowling Green) 2000-01
33	Chris Gibson (Fern Creek) 1995
33	Crad Jagers (North Hardin) 1994-95
33	Matt Shrewsbury (Owensboro) 1993-94
33	David Bradshaw (Owensboro) 1990-91
30	Daniel Meko (Russell) 2003-04
30	Tom Gavenonis (Paul Dunbar) 1997
30	Chris Collins (Whitesburg) 1997

EXTRA POINTS KICKING - Game (Min. 10)

12	Michael Adams (Fleming-Neon) vs. Elkhorn City, 2000
11	Brian Behr (Lexington Catholic) vs. Bourbon Co., 2005
11	Jens Strietzel (Rockcastle County) vs. Knott County Central, 2001
11	Greg Terry (Rockcastle County) vs. Knott Co. Central, 2000
11	Rob Egan (Henderson County) vs. Ohio County, 1997
11	Sabastian Gareu (Fort Knox) vs. LaRue County, 1995
10	Matthew Jennings (Trimble County) vs. Jackson County, 2005
10	Adam Spencer (Breathitt County) vs. Betsy Layne, 1999
10	Matt Atkins (Newport) vs. Spencer County, 10-7-05
10	Tanner Siewert (Henderson County) vs. Union County, 8-23-02
10	Tanner Siewert (Henderson County) vs. Marshall County, 10-25-02
10	Landon Collins (Bullitt East) vs. Bullitt Central, 2001
10	Bret Walker (Bullitt East) vs. North Bullitt, 1999
10	Chris Gibson (Fern Creek) vs. DuPont Manual, 1994
10	John Daniel Harrington (Harrison County) vs. Mason County, 1985

YARDS RUSHING - Career (Min. 5,000)

Player (School) Years	
8,224	Derek Homer (Fort Knox) 1993-96
7,839	Jeremy Britt (Danville) 1995-98
7,725	Michael West (Lawrence County) 1998-01
7,170	Kelvin Turner (Danville) 2001-04
7,090	Scott Russell (Evarts) 1988-91
7,148	Quinton Henson (Lynn Camp) 1996-99
6,994	Shawn Robbins (Bell County) 2001-04
6,741	Monquantae Gibson (Moore) 1998-01
6,721	Mark Higgs (Owensboro) 1980-83
6,696	Brent Coleman (Pikeville) 1993-96
6,662	Shaun Alexander (Boone County) 1991-94
6,472	Bubby Lewis (Fleming County) 1977-80
6,200	Sonny Collins (Madisonville) 1968-71
6,062	Corey Goodson (Western) 2001-2004
5,930	Jerrold Fuqua (Caldwell County) 1995-98
5,909	Wes Vincent (Edmonson County) 1993-96
5,799	Josh Gross (Russell) 2001-04
5,633	Craig Lanham (Owensboro Catholic) 2000-03
5,633	Steve Everson (Newport C. Catholic) 1998-01
5,592	Travis Gossum (Bullitt East) 1996-99
5,495	DeShae Henson (Clay County) 1990-93
5,396	Al Baker (Trigg County) 1981-85
5,341	Andrew McCloud (Mercer County) 2001-04
5,279	James Sloan (Wayne County) 1987-90
5,098	Donald Smith (Harrodsburg) 1982-85
5,058	Patrick Harris (Kentucky School f/t Deaf) 1992-95
5,014	Preston Herron (Boone County) 1995-98
5,012	Michael Hanley (Apollo) 1995-98

YARDS RUSHING - Season (Min. 2,600)

Player (School) Year

3,361	Frank Jones (Bath County) 1969
3,166	Shaun Alexander (Boone County) 1994
3,044	Jeremy Simpson (Lincoln County) 1993
3,003	Derek Homer (Fort Knox) 1996
2,858	Mark Higgs (Owensboro) 1983
2,833	Herbie Phelps (Old Kentucky Home) 1963
2,812	Pat Sapp (Carroll County) 1992
2,771	Tyran Robertson (Elizabethtown) 1997
2,756	Monquanta Gibson (Moore) 2001
2,727	Michael West (Lawrence County) 1999
2,685	Shawn Robbins (Bell County) 2004
2,671	Jeremy Britt (Danville) 1998
2,655	Kelvin Turner (Danville) 2004
2,661	Craig Lanham (Owensboro Catholic) 2003
2,641	Scott Russell (Evarts) 1990

YARDS RUSHING - Game (Min. 400)

Player (School) Opponent, Year

574	Monquanta Gibson (Moore) vs. Shawnee, 2001
486	Jeremy Britt (Warren East) vs. Owensboro, 1997
472	Thomas Walker (Fulton County) vs. Dresden, TN, 1973
448	Seth Graves (Monroe County) vs. Edmonson County, 9-22-06
444	Craig Lanham (Owensboro Catholic) vs. Glasgow, 2003
437	Jeremy Britt (Danville) vs. Shelby County, 1998
434	Derrick Brandon Ballinger (Owen County) vs. Frankfort, 1998
419	Mark Dunn (Harrodsburg) vs. Paris, 2001
417	Joe Casey (Paducah Tilghman) vs. Franklin-Simpson, 2002
414	Michael West (Lawrence County) vs. Belfry, 2000
412	John Frazier (Muhlenberg North) vs. Allen County-Scottsville, 1998
410	Andy Clark (Seneca) vs. Shelby County, 2003
409	Michael Hanley (Apollo) vs. Graves County, 1998
406	Henry Parks (Harrodsburg) vs. Berea, 1976
403	Ketrin Mays (South Floyd) vs. Elkhorn City, 1997

YARDS RUSHING PER GAME - (Min. 8 Games, 195.0 ypg.)

Player (School) Year (Yards/Games)

232.8	Jeremy Britt (Warren East) 1997 (2,561/11)
229.7	Monquanta Gibson (Moore) 2001 (2,756/12)
225.0	Wayne Stevens (Rowan County) 2004 (2,025/9)
222.8	Lee Renfro (Pulaski Southwestern) 2004 (2,228/10) (As of 11/1/04)
222.0	Robert Christopher (Bourbon County) 2003 (2,220/10)
220.0	Herana Daze (Iroquois) 1999 (2,200/10)
213.2	Tyran Robertson (Elizabethtown) 1997 (2,771/13)
212.5	Michael West (Lawrence County) 2000 (2,338/11)
211.9	Shawn Robbins (Bell County) 2003 (2,119/10)
211.3	Shaun Alexander (Boone County) 1994 (3,166/15)
211.1	Arliss Beach (Ashland Blazer) 2001 (2,533/12)
204.3	Malachi Maxwell (Madison Southern) 2002 (2,451/12)
204.3	Jon Frazier (Muhlenberg North) 1998 (10)
204.3	Jamale Clark (Paris) 1998 (11)
202.9	Jeremy Simpson (Lincoln County) 1993 (3,044/15)
202.7	Josh Burton (East Jessamine) 2002 (2,230/11)
199.3	Jared Cox (East Jessamine) 2000 (2,392/12)
199.2	Quintin Henson (Lynn Camp) 1998 (12)
198.9	Letiz Arnold (Ballard Memorial) 2002 (2,188/11)
198.4	Jason Calvert (Bullitt East) 1995 (N/A/11)
196.1	Donald Wayne Smith (Harrodsburg) 1984 (1,961/10)
195.5	Andrew McCloud (Mercer County) 2004 (2,150/11)

YARDS PER RUSH - Season (Min. 8 Games, 11.0 ypc.; 75 attempts)

Player (School) Year (Yards/Attempts)

15.00	Dontay Spillman (Valley) 1997 (1,557/104)
-------	---

44	Michael Penman (Lincoln County) vs. Woodford County, 1988
44	Donald Wayne Smith (Harrodsburg) vs. Paris, 1984
42	Craig Lanham (Owensboro Catholic) vs. Glasgow, 2003
42	Steve Everson (Newport C. Catholic) vs. Ludlow, 1999
41	Steve Everson (Newport C. Catholic) vs. Bellevue, 2000
41	Zack Thomas (Evarts) vs. Union County, TN, 1999
41	Greg Bridges (Trigg County) vs. Caldwell County, 1989
41	Kevin Crisp (North Bullitt) vs. Marion County, 1996
40	Eric Moore (Holy Cross (Louisville)) vs. DeSales, 2001

RUSHING TOUCHDOWNS - Career

(Min. 75)

Player (School) Years

110	Derek Homer (Fort Knox) 1993-96
109	Kelvin Turner (Danville) 2001-04
104	Shaun Alexander (Boone County) 1991-94
98	Corey Goodson (Western) 2001-2004
98	Jon Chapman (Pikeville) 1995-98
97	Shawn Robbins (Bell County) 2001-05
97	Monquanta Gibson (Moore) 1998-01
97	Jeremy Britt (Danville) 1995-98
93	Michael West (Lawrence County) 1998-01
88	Josh Gross (Russell) 2001-04
84	Bubby Lewis (Fleming County) 1977-80
83	Jerrold Fuqua (Caldwell County) 1995-98
81	DeShae Henson (Clay County) 1990-93
79	Quinton Henson (Lynn Camp) 1996-99
77	Wes Vincent (Edmonson County) 1993-96
75	Travis Atwell (Hancock County) 1996-99
75	Michael Bright (Mayfield) 1992-95
75	Mark Higgs (Owensboro) 1980-83

RUSHING TOUCHDOWNS - Season

(Min. 35)

Player (School) Year

50	Shaun Alexander (Boone County) 1994
43	Monquanta Gibson (Moore) 2001
41	Derek Homer (Fort Knox) 1996
39	Arliss Beach (Ashland Blazer) 2001
39	Keith Dunn (Harrodsburg) 1997
38	Shawn Robbins (Bell County) 2004
38	Craig Lanham (Owensboro Catholic) 2003
38	Travis Atwell (Hancock County) 1999
36	Lee Renfro (Pulaski Southwestern) 2004
36	Kelvin Turner (Danville) 2004
36	Scott Blair (Pulaski Southwestern) 1999
36	Jeremy Britt (Danville) 1998
35	Scott Blair (Pulaski Southwestern) 1999
35	Jamie Clark (Paris) 1998
35	Jamale Clark (Paris) 1998
35	Michael Skees (Edmonson County) 1997
35	Justin Frisk (Highlands) 1996

RUSHING TOUCHDOWNS - Game (Min. 7)

Player (School) Opponent, Year

8	Monquanta Gibson (Moore) vs. Seneca, 2001
8	Michael Hanley (Apollo) vs. Graves County, 1998
8	Jeremy Britt (Warren East) vs. Owensboro, 1997
7	Andy Clark (Seneca) vs. Shelby County, 2003
7	Travis Gossum (Bullitt East) vs. North Bullitt, 1999
7	Anton Payne (Valley) vs. North Bullitt, 1999
7	Jamale Clark (Paris) vs. Owen County, 1998

68 Herbie Phelps (Old Kentucky Homes) vs. Louisville Catholic Country Day, 1962 (10 TD, 8 Conv.)
 66 Billy Bird (Corbin) vs. Williamsburg, NA (N/A)
 54 Monquantae Gibson (Moore) vs. Shawnee, 2001 (9TD)
 48 Michael Hanley (Apollo) vs. Graves County, 1998, (N/A)
 48 Jeremy Britt (Warren East) vs. Owensboro, 1997, (8 TD)
 45 Scott Blair (Pulaski Southwestern) vs. Marion County, 1999 (7 TD, 3 PAT)
 45 Eck Allen (Ashland Blazer) vs. DuPont Manual, 1930, (N/A)
 44 Xavier Bacon (Fort Knox) vs. Kentucky Country Day, 2006 (7 TD, 1 Conv.)
 44 JW Duvall (Paris) vs. N/A, N/A (7TD, 2PAT)
 43 Jason Michael (Lawrence County) vs. N/A, N/A (6TD, 2 PAT, 2 Conv.)
 42 Arliss Beach (Ashland Blazer) vs. Rowan County, 2001 (7TD)
 42 Monquantae Gibson (Moore) vs. Atherton, 2000 (7 TD, 1KO Return)
 42 Travis Gossum (Bullitt East) vs. North Bullitt, 1999
 42 Keith Dunn (Harrodsburg) vs. East Jessamine, 1997, (N/A)
 42 Shaun Alexander (Boone County) vs. Lafayette, 1994, (N/A)
 42 Shaun Alexander (Boone County) vs. Campbell County, 1993, (N/A)
 42 Henry Parks (Harrodsburg) vs. Berea, 1976, (N/A)

TOTAL TOUCHDOWNS - Career (Min. 75)

Player (School) Years
 116 Kelvin Turner (Danville) 2004
 112 Derek Homer (Fort Knox) 1993-96
 110 Shaun Alexander (Boone County) 1991-94
 110 Monquantae Gibson (Moore) 1998-01
 105 Josh Gross (Russell) 2001-04
 100 Jeremy Britt (Danville) 1995-98
 99 Jon Chapman (Pikeville) 1995-98
 97 Shawn Robbins (Bell County) 2001-04
 95 Michael West (Lawrence County) 1998-01
 91 Jerrold Fuqua (Caldwell County) 1995-98
 89 Quinton Henson (Lynn Camp) 1996-99
 87 Marty Reagan (Rockcastle County) 1999-02
 85 Brent Coleman (Pikeville) 1993-96
 84 Bubby Lewis (Fleming County) 1977-80
 82 Craig Lanham (Owensboro Catholic) 2000-03
 80 Greg Hackney (Pikeville) 1986-88
 78 Michael Hanley (Apollo) 1995-98
 77 Wes Vincent (Edmonson County) 1993-96
 75 David Kelley (Middlesboro) 1995-98
 75 Mark Higgs (Owensboro) 1980-83
 75 David Hensley (Cawood) 1979-82

TOTAL TOUCHDOWNS - Season (Min. 40)

Player (School) Year
 72 Travis Atwell (Hancock County) 1999
 54 Dusty Hail (Shelby Valley) 1999
 54 Shaun Alexander (Boone County) 1994
 48 Jeremy Simpson (Lincoln County) 1993
 48 Herbie Phelps (Old Kentucky Home) 1963
 46 Monquantae Gibson (Moore) 2001
 46 James Fletcher (Somerset) 1984
 44 Kasey Clark (Russell) 2005
 44 Arliss Beach (Ashland Blazer) 2001
 44 Scott Blair (Pulaski Southwestern) 1999
 43 Josh Gross (Russell) 2004
 43 Kelvin Turner (Danville) 2004
 43 Damon Hood (Warren Central) 1990
 43 Derek Homer (Fort Knox) 1996
 42 Mike Minix (Paintsville) 1960
 42 Craig Lanham (Owensboro Cathloic) 2003
 42 Shaun Alexander (Boone County) 1993
 41 Lee Renfro (Pulaski Southwestern) 2004

Player (School) Opponent, Year

106	Dustin Hall (Ohio County) vs. Butler County, 2000
104	Brandon Brock (Whitesburg) vs. Harlan, 2001
104	Scott Monin (Bardstown) vs. Glasgow, 1997
103	Jordan Walters (Pulaski Southwestern) vs. Pulaski County, 2004
103	Matt Cross (Russell) vs. Lewis Co., 1994
103	Tyree Hampton (Webster County) vs. Caldwell County, 1998
102	Travis Atwell (Hancock County) vs. Ballard Memorial, 1999
102	Brandon Devers (Lexington Catholic) vs. Montgomery County, 1999
102	Tremane Perkins (Somerset) vs. Estill County, 1997
102	Paul Little (Paris) vs. NA, 1995
102	Joe Tutt (Owensboro) vs. Warren Central, 1993
102	Blair Herzog (Dayton) vs. Carroll County, 1981
101	Joe Gilland (Marshall County) vs. Lone Oak, 2006
101	Ryan Barnes (Madison Central) vs. Bryan Station, 8-20-04
101	Chris Larkey (Rockcastle County) vs. Berea, 1987
100	Winston Hines (Pulaski County) vs. Russell County, 10-13-06
100	Chris Tassin (DeSales) vs. Holy Cross (Louisville), 2006
100	Tyran Robertson (Elizabethtown) vs. Glasgow, 1997
100	Keith Minor (Holy Cross (Louisville)) vs. Carroll County, 1997
100	Drew Ramey (Russell) vs. Mason Co., 1996
100	Chris Ledford (Breckinridge County) vs. Edmonson County, 1995
100	Kinte Bess (Danville) vs. Whitesburg, 1994

LONGEST RUN FROM SCRIMMAGE -

(Min. 97 Yards)

Player (School) Opponent, Year

99	Joe Casey (Paducah Tilghman) vs. Union City, TN, 2002
99	Shannon Mucker (Breckinridge County) vs. Edmonson County, 1988
99	Derek Homer (Fort Knox) vs. Waggener, 1995
99	Shayne Beckett (Boone County) vs. Boyd County, 4-5-83
98	Joe Gamsky (South Oldham) vs. Providence, IN, 2006
98	Houston Kamuf (Owensboro Catholic) vs. Hart County, 2004
98	Bill Akers (Paul Dunbar) vs. Knox Central, 1990
97	Chris Collopy (Clay County) vs. Knox Central, 2003
97	Cecil Jones (Lafayette) vs. Henry Clay, 2002
97	TeWayne Willis (Perry Co. Central) vs. Knott Co. Central, 2001
97	Daniel Pribble (Harrison County) vs. Harrodsburg, 2000
97	Spencer Johnson (Madisonville-North Hopkins) vs. Trigg County, 1999
97	DeWayne Good (Bell County) vs. Belfry, 1996
97	Ryan Owens (Montgomery County) vs. Anderson County, 1995
97	D.D. Harrison (Harrison County) vs. Union County, 1983
97	Mark Higgs (Owensboro) vs. Union County, 1983

LONGEST PUNT - (Min. 71 Yards)

Player (School) Opponent, Year

84	Chris Dittus (Boone County) vs. Bryan Station, 1992
79	James Gaither (Grayson County) vs. Hancock County, 1999
78	Matt Durham (Scott County) vs. Henry Clay, 1998
77	Scott Brown (Henderson County) vs. Daviess County, 1993
76	James Gaither (Grayson County) vs. Breckinridge County, 2000
75	Joe Mike Anderson (Paul Dunbar) vs. Boone County, 1993
73	Todd Hawkins (Paris) vs. Harrison County, 1987
71	Scott Blair (Pulaski Southwestern) vs. Pulaski County, 1999
71	Jimmy Ware (Christian County) vs. Marshall County, TN, 1989
71	Tommy Skeen (Paris) vs. Harrison County, 1984

PAST MR. FOOTBALL AWARD WINNERS

Player (School) College

1986	Frank Jacobs (Newport C. Cath.) Notre Dame
1987	Kurt Baber (Paducah Tilghman) Southern California
1988	Jeff Brohm (Trinity-Louisville) University of Louisville

INDIVIDUAL RECORDS

KENTUCKY INDIVIDUAL OLD-TIME RECORDS (1891-1945)

Rushing

Most Yards Rushing, Career
2083 Bob Davis, 1935-37

Most Yards Rushing, Game
280 Shipwreck Kelly vs. Maryville, 1930
267 Bob Davis vs. Wash. & Lee, 1937
246 Bob Davis vs. Maryville, 1936

Most Touchdowns Rushing, Game
5 Jim Park vs. Earlham, 1914

Passing

Most Pass Attempts, Game
27 Jim Park vs. Earlham, 1914

Most Pass Completions, Game
19 Jim Park vs. Earlham, 1914

Most Touchdown Passes Thrown, Game
5 Jim Park vs. Earlham, 1914

Scoring

Most Points Scored, Career
180 Bob Davis, 1935-37

Most Points Scored, Season
75 Carey Spicer, 1930

Most Points Scored, Game
43 Cecil Tuttle vs. Maryville, 1914
(six TDs, seven extra points)

Most Touchdowns, Career
30 Bob Davis, 1935-37

Most Touchdowns, Season
11 Bob Davis, 1936
11 Bob Davis, 1937
11 Carey Spicer, 1930

Most Touchdowns, Game
6 Cecil Tuttle vs. Maryville, 1914

Punting

Most Punts, Career
234 Ralph Kercheval, 1931-33

Most Punts, Season
101 Ralph Kercheval, 1933

Most Punts, Game
30 Bert Johnson vs. Wash. & Lee, 1934

Most Punting Yards, Career
9749 Ralph Kercheval, 1931-33

Most Punting Yards, Season
4394 Ralph Kercheval, 1933

Most Punting Yards, Game
1155 Bert Johnson vs. Wash. & Lee, 1934

Best Punting Average, Career
44.8 Ralph Kercheval (234/9749), 1931-33

Long Plays

Rushing
83 Bob Davis vs. Maryville, 1936
80 Bob Davis vs. Wash. & Lee, 1937
80 Noah Mullins vs. S. Western, 1941
77 Jim Parrott vs. Tennessee, 1944
75 Bob Davis vs. Georgia Tech, 1935
75 Bob Davis vs. Xavier, 1936
75 Noah Mullins vs. Xavier, 1939

Passing

84 Bert Johnson/Bob Davis vs. Xavier, 1936
80 Ernal Allen/Junior Jones vs. Georgia, 1939

Kickoff Returns

95 Noah Mullins vs. Wash. & Lee, 1940
90 Noah Mullins vs. Geo. Wash., 1940

Punts

78 Ralph Kercheval vs. Ga. Tech, 1933

Interception Returns

100 Bob Davis vs. Wash. & Lee, 1937
100 Charles Hughes vs. Alabama, 1924

TOTAL OFFENSE

OFFENSIVE PLAYS

Most Offensive Plays, Career
1793 Jared Lorenzen (10,637 yards), 2000-2003
1338 Tim Couch (8160 yards), 1996-98
996 Bill Ransdell (5456 yards), 1983-86
871 Pookie Jones (4313 yards), 1991-93
870 Randy Jenkins (3842 yards), 1979-83

Most Offensive Plays, Season

635 Jared Lorenzen (3827 yards), 2000
617 Tim Couch (4151 yards), 1998
613 Tim Couch (3759 yards), 1997
576 Dusty Bonner (3125 yards), 1999
425 Jared Lorenzen (2296 yards), 2003
Most Offensive Plays, Game
74 Tim Couch vs. LSU (392), Nov. 1, 1997

TOTAL YARDS

Most Total Offensive Yards, Career
10,637 Jared Lorenzen (1793 plays), 2000-2003
8160 Tim Couch (1338 plays), 1996-98
5456 Bill Ransdell (996 plays), 1983-86
4313 Pookie Jones (871 plays), 1991-93
4139 Rick Norton (812 plays), 1963-65
Most Total Offensive Yards, Season
4151 Tim Couch (617 plays), 1998
3827 Jared Lorenzen (635 plays), 2000
3759 Tim Couch (613 plays), 1997
3125 Dusty Bonner (576 plays), 1999
2298 Jared Lorenzen (346 plays), 2001
Most Total Offensive Yards, Game
525 Jared Lorenzen vs. Georgia (62), Oct. 21, 2000
498 Tim Couch vs. Louisville (42), Sept. 5, 1998
492 Tim Couch vs. Vanderbilt (57), Nov. 14, 1998
485 Jared Lorenzen vs. Vanderbilt (42), Nov. 10, 2001
475 Tim Couch vs. Tennessee (59), Nov. 22, 1997

RUSHING

RUSHING ATTEMPTS

Most Rush Attempts, Career
777 Sonny Collins (3835 yards), 1972-75
638 George Adams (2648 yards), 1981-84
618 Moe Williams (3333 yards), 1993-95
532 Mark Higgs (2892 yards), 1984-87
Most Rush Attempts, Season
294 Moe Williams (1600 yards), 1995
283 Artose Pinner (1414 yards), 2002
253 George Adams (1085 yards), 1984
248 Sonny Collins (1150 yards), 1975
Most Rush Attempts, Game
41 Derrick Logan vs. Mississippi State (186), Nov. 9, 1996
41 Derrick Logan vs. Georgia (140), Oct. 26, 1996
40 Moe Williams vs. Cincinnati (272), Nov. 11, 1995
40 Moe Williams vs. South Carolina (299), Sept. 23, 1995

NET YARDS RUSHING

Most Rushing Yards, Career
3835 Sonny Collins (777 att.), 1972-75
3333 Moe Williams (618 att.), 1993-95
2892 Mark Higgs (532 att.), 1984-87
2648 George Adams (638 att.), 1981-84
Most Rushing Yards, Season
1600 Moe Williams (294 att.), 1995
1414 Artose Pinner (283 att.), 2002
1278 Mark Higgs (193 att.), 1987
1213 Sonny Collins (224 att.), 1973
Most Rushing Yards, Game
299 Moe Williams vs. South Carolina (40), Sept. 23, 1995
272 Moe Williams vs. Cincinnati (40), Nov. 11, 1995
238 Moe Williams vs. Mississippi State (35), Oct. 28, 1995
238 Ivy Joe Hunter vs. Vanderbilt (30), Nov. 8, 1986

AVERAGE YARDS PER ATTEMPT

Best Average Per Rushing Attempt, Career (min. 200)
5.43 Mark Higgs (532/2892), 1984-87
5.39 Moe Williams (618/3333), 1993-95
5.24 Rafael Little (250/1310), 2004-present
5.13 Bill Leskovar (231/1236), 1949-51
Best Average Per Rushing Attempt, Season (min. 100)
6.62 Mark Higgs (193/1278), 1987
6.02 Ivy Joe Hunter (103/621), 1986
5.74 Ralph Paolone (108/620), 1953
5.73 Tom Fillion (117/671), 1951

RUSHING TOUCHDOWNS

Most Touchdowns Rushing, Career
26 Moe Williams, 1993-95
26 Sonny Collins, 1972-75
25 Mark Higgs, 1984-87
25 George Adams, 1981-84
25 Derrick Ramsey, 1975-77
Most Touchdowns Rushing, Season
17 Moe Williams, 1995
13 Artose Pinner, 2002
13 George Adams, 1984
13 Derrick Ramsey, 1977
13 Sonny Collins, 1973
Most Touchdowns Rushing, Game
4 Artose Pinner vs. Vanderbilt, Nov. 16, 2002
4 Moe Williams vs. South Carolina, Sept. 23, 1995
4 Sonny Collins vs. Miss. State, Oct. 6, 1973
4 Rodger Bird vs. Vanderbilt, Nov. 6, 1965

LONGEST RUSHING PLAY

Longest Run From Scrimmage, Game
191 Harry Jones vs. George Washington, Nov. 17, 1951
88 Bernie Scruggs vs. Georgia, Oct. 24, 1970
188 Bill Ransdell vs. Xavier, Nov. 12, 1960

100-YARD RUSHING GAMES

Most 100-Yard Rushing Games, Career
18 Sonny Collins, 1972-75
13 Moe Williams, 1993-95
11 Artose Pinner, 1999-2002
10 George Adams, 1981-84
9 Mark Higgs, 1984-87
Most 100-Yard Rushing Games, Season
8 Artose Pinner, 2002
7 Moe Williams, 1995
6 Mark Higgs, 1987
6 George Adams, 1984
6 Sonny Collins, 1975

PASSING

PASS ATTEMPTS

Most Passes Attempted, Career
1514 Jared Lorenzen (862 comp.) 2000-03
1184 Tim Couch (795 comp.), 1996-98
816 Bill Ransdell (469 comp.), 1983-86
699 Randy Jenkins (363 comp.), 1979-83
598 Rick Norton (298 comp.), 1963-65
Most Passes Attempted, Season
559 Jared Lorenzen (321 comp.), 2000
553 Tim Couch (400 comp.), 1998
547 Tim Couch (363 comp.), 1997
465 Dusty Bonner (303 comp.), 1999
336 Jared Lorenzen (191 comp.), 2003
Most Passes Attempted, Game
67 Tim Couch vs. Arkansas (47), Oct. 3, 1998
66 Tim Couch vs. LSU (41), Nov. 1, 1997
62 Dusty Bonner vs. Louisville (34), Sept. 4, 1999
61 Tim Couch vs. Florida (40), Sept. 26, 1998
61 Tim Couch vs. Mississippi State (39), Sept. 6, 1997

PASS COMPLETIONS

Most Passes Completed, Career
862 Jared Lorenzen (1514 att.), 2000-03
795 Tim Couch (1184 att.), 1996-98
469 Bill Ransdell (816 att.), 1983-86
363 Randy Jenkins (699 att.), 1979-83
331 Babe Parilli (592 att.), 1949-51
Most Passes Completed, Season
400 Tim Couch (553 att.), 1998
363 Tim Couch (547 att.), 1997
321 Jared Lorenzen (559 att.), 2000
303 Dusty Bonner (465 att.), 1999
191 Jared Lorenzen (336 att.), 2003
Most Passes Completed, Game
47 Tim Couch vs. Arkansas (67), Oct. 3, 1998
44 Tim Couch vs. Vanderbilt (53), Nov. 14, 1998
41 Tim Couch vs. LSU (66), Nov. 1, 1997
41 Tim Couch vs. Georgia (55), Oct. 25, 1997
40 Tim Couch vs. Florida (61), Sept. 26, 1998

INTERCEPTIONS THROWN

Most Interceptions Thrown, Career
53 Randy Jenkins, 1979-83
44 Rick Norton, 1963-65
41 Jared Lorenzen, 2000-03

THE RECORDS

Most Interceptions Thrown, Season

- 21 Dave Bair, 1967
- 21 Jared Lorenzen, 2000
- 20 Randy Jenkins, 1982
- 19 Tim Couch, 1997

Most Interceptions Thrown, Game

- 6 Bernie Scruggs vs. West Virginia, Nov. 1, 1969
- 6 Rick Norton vs. LSU, Oct. 16, 1965
- 5 Dave Bair vs. Tennessee, Nov. 25, 1967
- 5 Dusty Bonner vs. Tennessee, Nov. 20, 1999

NET PASSING YARDS

Most Yards Passing, Career

- 10,354 Jared Lorenzen (862/1514), 2000-03
- 8435 Tim Couch (795/1184), 1996-98
- 5564 Bill Ransdell (469/816), 1983-86
- 4514 Rick Norton (298/598), 1963-65
- 4351 Babe Parilli (331/592), 1949-51

Most Yards Passing, Season

- 4275 Tim Couch (400/553), 1998
- 3884 Tim Couch (363/547), 1997
- 3687 Jared Lorenzen (321/559), 2000
- 3266 Dusty Bonner (303/465), 1999
- 2267 Jared Lorenzen (183/327), 2002

Most Yards Passing, Game

- 528 Jared Lorenzen vs. Georgia (39/58), Oct. 21, 2000
- 499 Tim Couch vs. Arkansas (47/67), Oct. 3, 1998
- 498 Tim Couch vs. Louisville (29/39), Sept. 5, 1998
- 492 Tim Couch vs. Vanderbilt (44/53), Nov. 14, 1998
- 476 Tim Couch vs. Tennessee (35/50), Nov. 22, 1997

COMPLETION PERCENTAGE

Best Completion Percentage, Career (min. 100 comp.)

- .671 Tim Couch (795/1184), 1996-98
- .653 Dusty Bonner (313/479), 1997, 99
- .575 Bill Ransdell (469/816), 1983-86
- .570 Freddie Maggard (239/419), 1988-91
- .569 Jared Lorenzen (862/1514), 2000-03

Best Completion Percentage, Season (min. 75 comp.)

- .723 Tim Couch (400/553), 1998
- .664 Tim Couch (363/547), 1997
- .652 Dusty Bonner (303/465), 1999
- .604 Billy Jack Haskins (93/154), 1995
- .589 Bill Ransdell (151/256), 1986

Best Completion Percentage, Game (min. 10 comp.)

- .869 Bill Ransdell (20/23) vs. Florida, Nov. 15, 1966
- .866 Kevin Dooley (13/15) vs. Indiana, Sept. 19, 1987

TOUCHDOWN PASSES

Most Touchdown Passes Thrown, Career

- 78 Jared Lorenzen, 2000-03
- 74 Tim Couch, 1996-98
- 50 Babe Parilli, 1949-51
- 26 Rick Norton, 1963-65
- 26 Dusty Bonner, 1997, 99

Most Touchdown Passes Thrown, Season

- 37 Tim Couch, 1997
- 36 Tim Couch, 1998
- 26 Dusty Bonner, 1999
- 24 Jared Lorenzen, 2002

Most Touchdown Passes Thrown, Game

- 7 Tim Couch vs. Indiana, Sept. 20, 1997
- 7 Tim Couch vs. Louisville, Sept. 5, 1998
- 6 Tim Couch vs. Northeast Louisiana, Oct. 18, 1997
- 6 Jared Lorenzen vs. Vanderbilt, Nov. 10, 2001

LONGEST PASS

Longest Pass From Scrimmage, Game

- 197 Couch/Craig Yeast vs. Florida, Sept. 26, 1998
- 192 Bair/Dicky Lyons vs. Georgia, Oct. 26, 1968
- 89 Lorenzen/Derek Smith vs. Georgia, Oct. 21, 2000
- 187 Couch/Kio Sanford vs. Tennessee, Nov. 22, 1997
- 86 Lorenzen/Ernest Simms vs. Georgia, Oct. 21, 2000

CONSECUTIVE COMPLETIONS

Most Consecutive Completions, Game

- 16 Dusty Bonner vs. Connecticut (34/40), Sept. 11, 1999
- 13 Tim Couch vs. Georgia (34/46), Oct. 24, 1998
- 13 Tim Couch vs. Eastern Kentucky (32/41), Sept. 12, 1998
- 13 Tim Couch vs. Tennessee (35/50), Nov. 22, 1997

RECEIVING

RECEPTIONS

Most Pass Receptions, Career

- 208 Craig Yeast (2899 yards), 1995-98
- 197 Derek Abney (2339 yards), 2000-03
- 194 Anthony White (1520 yards), 1996-99
- 129 Derek Horner (1052 yards), 1997-2000
- 120 James Whalen (1324 yards), 1997-99

Most Pass Receptions, Season

- 90 James Whalen (1019 yards), 1999
- 85 Craig Yeast (1311 yards), 1998
- 78 Anthony White (582 yards), 1998
- 73 Craig Yeast (873 yards), 1997
- 66 Derek Abney (741 yards), 2001

Most Pass Receptions, Game

- 16 Craig Yeast (269) vs. Vanderbilt, Nov. 14, 1998
- 12 James Whalen (85) vs. Florida, Sept. 25, 1999
- 12 Derek Abney (123) vs. Miss. State, Nov. 3, 2001
- 11 Rafael Little (73) vs. Tennessee, Nov. 25, 2005
- 11 James Whalen (99) vs. Miss. State, Nov. 4, 1999
- 11 Jim Campbell (140) vs. Bowling Green, Sept. 27, 1980

NET RECEIVING YARDS

Most Receiving Yards, Career

- 2899 Craig Yeast (208 rec.), 1995-98
- 2339 Derek Abney (197 rec.), 2000-03
- 1743 Quentin McCord (112 rec.), 1996, 1998-2000
- 1520 Anthony White (194 rec.), 1996-99
- 1508 Felix Wilson (90 rec.), 1977-79

Most Receiving Yards, Season

- 1311 Craig Yeast (85 rec.), 1998
- 1019 James Whalen (90 rec.), 1999
- 873 Craig Yeast (73 rec.), 1997
- 799 Quentin McCord (45 rec.), 2000
- 741 Derek Abney (66 rec.), 2001

Most Receiving Yards, Game

- 269 Craig Yeast vs. Vanderbilt (16), Nov. 14, 1998
- 206 Craig Yeast vs. Florida (6), Sept. 26, 1998
- 185 Rick Kestner vs. Ole Miss (9), Sept. 26, 1964
- 170 Dee Smith vs. Tennessee (7), Nov. 21, 1967
- 167 Larry Seiple vs. Houston (5), Nov. 13, 1965

AVERAGE YARDS PER RECEPTION

Best Yards Per Reception Average, Career (min. 40)

- 19.7 Larry Seiple (721/422), 1964-66
- 16.7 Felix Wilson (90/1508), 1977-79
- 16.5 Aaron Boone (59/974), 2001-02
- 16.4 Al Bruno (52/855), 1948-50

Best Yards Per Reception Average, Season (min. 20)

- 23.5 Larry Seiple (27/635), 1965
- 17.9 Allan Watson (30/536), 1980
- 17.8 Larry Seiple (28/499), 1966
- 17.8 Quentin McCord (45/799), 2000

TOUCHDOWN RECEPTIONS

Most Touchdown Pass Receptions, Career

- 28 Craig Yeast, 1995-98
- 18 Derek Abney, 2000-03
- 17 Steve Melinger, 1951-53
- 16 Aaron Boone, 2001-02

Most Touchdown Pass Receptions, Season

- 14 Craig Yeast, 1998
- 10 Al Bruno, 1950
- 10 Craig Yeast, 1997
- 10 James Whalen, 1999
- 10 Aaron Boone, 2002

Most Touchdown Pass Receptions, Game

- 4 Al Bruno vs. North Dakota, Nov. 18, 1950
- 4 Craig Yeast vs. Indiana, Sept. 20, 1997
- 4 James Whalen vs. Georgia, Oct. 23, 1999

ALL-PURPOSE YARDAGE

ALL PURPOSE PLAYS

Most All-Purpose Plays, Career

- 799 Sonny Collins (4123 yards), 1972-75
- 758 George Adams (4080 yards), 1981-84
- 660 Moe Williams (3719 yards), 1993-95
- 591 Mark Higgs (3387 yards), 1984-87

Most All-Purpose Plays, Season

- 320 Artose Pinner (1678 yards), 2002
- 317 Moe Williams (1826 yards), 1995
- 301 George Adams (1689 yards), 1984
- 267 Rafael Little (1982 yards), 2005

TOTAL NET YARDS

Most All-Purpose Yards Gained, Career

- 5858 Derek Abney (395 plays), 2000-2003
- 4280 Craig Yeast (287 plays), 1995-98
- 4123 Sonny Collins (799 plays), 1972-75
- 4080 George Adams (756 plays), 1981-84

Most All-Purpose Yards Gained, Season

- 1982 Rafael Little (267 plays), 2005
- 1922 Derek Abney (109 plays), 2002
- 1841 Craig Yeast (116 plays), 1998
- 1826 Moe Williams (317 plays), 1995

Most All-Purpose Yards Gained, Game

- 429 Moe Williams vs. South Carolina (45 plays) Sept. 23, 1995

AVERAGE YARDS PER PLAY

Best Yards Per Play Average, Career (min. 300)

- 14.83 Derek Abney (395/5856), 2000-03
- 8.44 Calvin Bird (318/2686), 1958-60
- 8.26 Darrell Cox (301/2487), 1961-63

Best Yards Per Play Average, Season (min. 150)

- 7.51 Dicky Lyons (189/1413), 1967
- 7.46 Dicky Lyons (187/1396), 1968
- 7.42 Rafael Little (267/1982), 2005

SCORING

POINTS SCORED

Most Points Scored, Career

- 246 Joey Worley (57fg/75pat), 1984-87
- 232 Seth Hanson (35fg/127pat), 1997-98, 2000-01
- 226 Taylor Begley (36fg/118pat), 2002-05
- 192 Craig Yeast (32td), 1995-1998
- 167 Doug Pelfrey (34fg/65pat), 1990-92

Most Points Scored, Season

- 102 Moe Williams (17td), 1995
- 90 Artose Pinner (15td), 2002
- 90 Craig Yeast (15td), 1998
- 84 George Adams (14td), 1984

Most Points Scored, Game

- 25 Calvin Bird vs. Hawaii (4td/1pat), Sept. 13, 1958
- 24 Artose Pinner vs. Vanderbilt (4td), Nov. 16, 2002
- 24 Artose Pinner vs. Middle Tennessee (4td), Sept. 21, 2002
- 24 James Whalen vs. Georgia (4td), Oct. 23, 1999
- 24 Craig Yeast vs. Indiana (4td), Sept. 20, 1997
- 24 Moe Williams vs. South Carolina (4td), Sept. 23, 1995
- 24 Sonny Collins vs. Miss. State (4td), Oct. 6, 1973
- 24 Rodger Bird vs. Vanderbilt (4td), Nov. 6, 1965
- 24 Don Phelps vs. Michigan St. (4td), Nov. 2, 1946
- 24 Al Bruno vs. N.Dakota (4td), Nov. 18, 1950

Most Points Scored by Kicker, Career

- 246 Joey Worley (57fg/75pat), 1984-87
- 232 Seth Hanson (35fg/127pat), 1997-98, 2000-01
- 226 Taylor Begley (36fg/118pat), 2002-05

Most Points Scored by Kicker, Season

- 81 Seth Hanson (11 fg/48 pat), 1998
- 77 Marc Samuel (14 fg/35 pat), 1999
- 72 Joey Worley (19fg/15pat), 1985
- 70 Joey Worley (17fg/19pat), 1986

Most Points Scored by Kicker, Game

- 18 Doug Pelfrey vs. Miss. State (5/3), Oct. 31, 1992
- 15 Ken Willis vs. Rutgers (4/3), Oct. 14, 1989
- 15 Taylor Begley vs. Indiana (3/6), Sept. 18, 2004

TOUCHDOWNS

Most Touchdowns Scored, Career

- 32 Craig Yeast, 1995-98
- 27 Moe Williams, 1993-95
- 27 George Adams, 1981-84
- 27 Rodger Bird, 1963-65

Most Touchdowns Scored, Season

- 17 Moe Williams, 1995
- 15 Craig Yeast, 1998
- 15 Artose Pinner, 2002
- 14 George Adams, 1984

Most Touchdowns Scored, Game

- 4 Artose Pinner vs. Vanderbilt, Nov. 16, 2002
- 4 Artose Pinner vs. Middle Tennessee, Sept. 21, 2002
- 4 James Whalen vs. Georgia, Oct. 23, 1999
- 4 Craig Yeast vs. Indiana, Sept. 20, 1997
- 4 Moe Williams vs. South Carolina, Sept. 23, 1995
- 4 Sonny Collins vs. Miss. State, Oct. 6, 1973
- 4 Rodger Bird vs. Vanderbilt, Nov. 6, 1965
- 4 Calvin Bird vs. Hawaii, Sept. 13, 1958
- 4 Al Bruno vs. North Dakota, Nov. 18, 1950
- 4 Don Phelps vs. Michigan St., Nov. 2, 1946

FIELD GOALS

Most Field Goals Made, Career

- 57 Joey Worley (85 att.), 1984-87
- 36 Taylor Begley (53 att.), 2002-05
- 35 Seth Hanson (48 att.), 1997-98, 2000-01
- 34 Doug Pelfrey (52 att.), 1990-92
- 29 Ken Willis (41 att.), 1987-89

Most Field Goals Made, Season

- 19 Joey Worley (28 att.), 1985
- 17 Ken Willis (22 att.), 1989
- 17 Joey Worley (25 att.), 1986
- 15 Seth Hanson (17 att.), 2000

Most Field Goals Made, Game

- 5 Doug Pelfrey vs. Miss. State (7), Oct. 31, 1992



MiamiDolphins.com Breaking News


Alumni Spotlight: Mark Higgs

March 6, 2002

As a football player, former Dolphins running back Mark Higgs was always an underdog. He was told over and over again that he was too short to play the game and that he would never be successful. Higgs didn't listen to those who said he couldn't. As a result, he had a very prosperous NFL career.

As a businessman today, Higgs has been told by government estimates that 70 percent of all new businesses fail within the first year. Again, Higgs didn't listen.

Today, Higgs is the owner of M and T Transportation, Inc. and has a contract with Broward County to ferry hospital patients, welfare recipients and others that cannot afford their own transportation around the county. He has 50 vehicles and is on-call 24 hours a day. It is not surprising to see Higgs, who is single, drive one of the vans himself.



"This is a new challenge in my life," Higgs said. "Sometimes it seems there is not enough time in the day to get everything done."

M and T Transportation, Inc. is in its fourth year of operation and is looking to expand even further. Dade and Palm Beach counties would be ideal.

"I'm not where I want to be," Higgs said. "I am always looking to expand and I am always looking for more opportunities."

Opportunity is all Higgs ever needed. Every time an opportunity presented itself, Higgs was there to take advantage of it.

From 1988-90, Higgs, who was 5-7 and 195 pounds during his playing days, gained 251 yards on 59 carries. He had been with three teams in those three years and had started only one game primarily because he had understudied behind Herschel Walker at Dallas and Keith Byars in Philadelphia.

Each time Higgs succeeded with versatility, sneaking onto rosters the experts said he wouldn't make. He did so by excelling on special teams and flashing rushing excellence, ignoring the little-guy jokes along the way.

"I've always been the underdog because I'm so short," said Higgs. "So it makes no difference to me if I'm on the bottom working my way up. I've done it before."

There has never been a question about Higgs' physical tools. He was fast and could jump. As a rookie coming out of the University Kentucky in 1988, he set an NFL combine record with a 43-inch vertical leap. He also bench pressed 400 pounds and squatted 500.

Signed as a free agent by the Dolphins prior to the 1990 season, Higgs saw limited action with the Dolphins in his initial season with the team. So, it was odd that Higgs remained in Miami for the 1991 season, for this was the first time he had stayed with a team for consecutive seasons. Each time he moved, he had done so by his own choice. But the decision to stay in Miami turned out to be a good choice.

In 1991 and '92, Higgs had the most successful seasons of his NFL career, gaining 905 and 915 yards respectively. During his NFL career, Higgs played many roles for the teams he played on and fondly remembers the many plays he made for those teams. However, when asked to remember his greatest moment as a professional, it didn't take long for Higgs to respond. Surprisingly, it wasn't an individual accomplishment.

Returning to Philadelphia in 1993 for the first time since he played there in 1989, Higgs rushed for 68 yards and

scored on a one-yard run. But, what made this win special to Higgs was that the victory made former Dolphins Head Coach Don Shula the winningest coach in NFL history.

"I felt so proud after that game," Higgs said. "It was a great feeling and we celebrated all the way home. To be part of history is really something special and to share that with Coach Shula makes it even more special."

Just like he knew when it was time to move from team to team, Higgs also knew when it was time to leave the game. Once Higgs made up his mind, he didn't look back.

"I walked away from the game in pretty good shape," Higgs said. "I am very blessed that I am still able to walk. I took a lot of hits in my career."

One of the scariest hits Higgs took was while he was playing for the Arizona Cardinals. Higgs suffered a back injury and was forced to miss 13 weeks of the season. When the injury occurred, Higgs felt numb on the right side of his body. The first thought that entered his mind was paralysis. That was enough for Higgs to realize it was time for him to walk away from the game.

"I miss the locker room and the camaraderie with the guys," Higgs said. "I stay in touch with Ferrell Edmonds and Keith Jackson to see what they are up to, and I still go around to different teams and visit with players I have played with."

Higgs left the game with mixed feelings. The introduction of the salary cap changed the game in a way Higgs didn't think was positive. The pain he felt after the games is also something he doesn't miss. However, he does miss his friendships and realizes the game of football was essential in creating his life after football.

"Football helped me money-wise in owning my own business," Higgs said. "Also, certain aspects of the mental side of the game have helped as well. I used the same attitude I used in the pros to get my business going. There is a lot of adversity to deal with in the business world. Listening to Coach Shula's speeches really helped me. I find myself using some of the same lines on my employees that he used on his players."

Higgs serves on the Miami Dolphins Alumni Association's advisory board. He attends all of the games and just enjoys being a fan.

"The Alumni Association is a great thing to have," Higgs said. "It makes me feel like I am still part of the organization. Mr. Huizenga did a great job of putting this together."

Higgs wants to expand what the Alumni Association does by getting the younger players more involved with the Association's members. He envisions a big-brother type of organization where the younger players can learn life lessons from those who have already experienced it. It is a program that is very important to Higgs.

"So many of these younger players get themselves in trouble," Higgs said. "For the first time in their lives they have a lot of money. They need to make sure they give up the temptations that go along with that money."

Higgs may have been an underdog all of his life, but with the success he has had on the football field and in the business world, that distinction should quickly come to an end.